2014

2014 1 1 2014 12 31

.....4
.....4
.....6
.....6
.....7
2014 8
.....8
.....8
.....9
, ...12
.....13
, ...18
.....19
.....19
.....20
.....21
.....21
.....22
.....23

600894

2012 8

56.06% A

859,946,895

1993 12 6

1994 1 1 1996 2 28

A 4313.7 3.60

1996 3 28

2006 3 29 2011 12 31

762,409,623 2012 7

26,108,701

60.13%

2012 8 1

2014 5

9 71,428,571

2014 12 31 12.85 110 2012

120%

500 A 500

2014

2014

LED

✧

✧

✧

✧

✧

✧

1

2 13

2

1

2014 10

6 4 34

2

2014

2013 2014

2013 2014 2014

5 12

1 1 3 5

2 2

3

2014

5 10

1 ,

2014 3

[2013]43

(2014 1

)

2

9 2013

2013

9 2014 3

3

2013 2014

5 2013-2014

4

2014

2014

1

2014

2014

8

300

3 ,

2014 6 19

1

2

1 “ ”

2014

3

4



2

2014

12997

3

5



9

10

11

AAA

AA

,

1

12

2014

21

2

2014

G+

13

1

+ +360

14

2014 500

3

7　24

2014
6
8
2

400

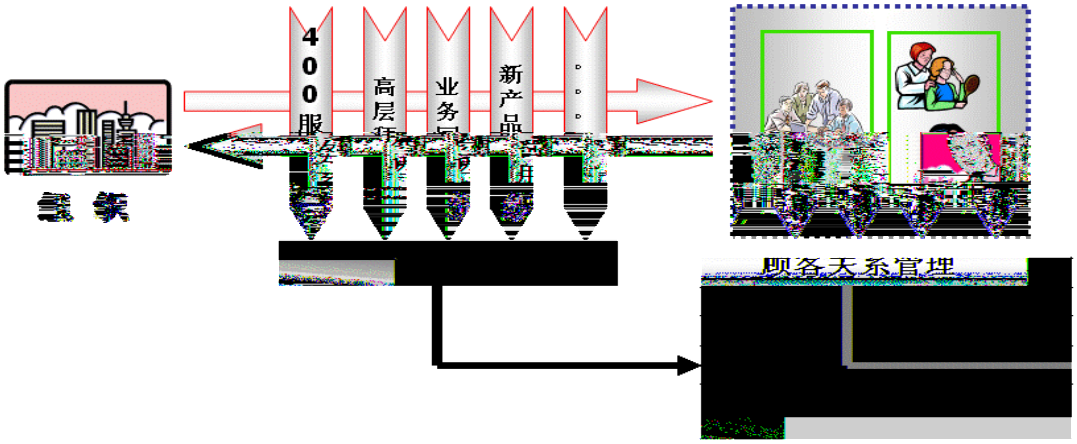

4

2012 12 2014 20

16

″ ″

LED

5

2014

2014 96.9%

91.45 100

2014

88.61 100%

2014

2013 7%

6

ISO90001 ISO14001 OHSAS18001 ISO 10012 TSG Z0004-2007

2014

BIT Business Initiative Directions, BID

QC 2014

8



17 “ ”

11 (ISO9001 ISO/TS16949 ISO14001 OHSAS18001 ISO10012( ) ISO17025(CNAS)

(CE UL))

18 QC

, CNAS ILAC

,

2014

		2014
	96%	97%
	96%	99%
	96%	98%
	99.99%	99.99%

2014 0.06% 2013 0.01%

,

2014

1

8 0

2014

2

6

16 17

10 16

19 20 “ ”

1

FMS

50%

LES

GPS

LED

LED

2

50%

99%

96% 99% 70%

2014

2013

2014

21

6 10

10 25 30

PPT

12 28

22

12 30

21

96333

2014 4

860,000 8

200,000 9 SEE 100,000

11 290,000

11 12

23,636.1 20,000

2014 198

10 26

91

2014

22

9188.2

3.8

1

17

6 12

23

6

76 76

130

19, 485